

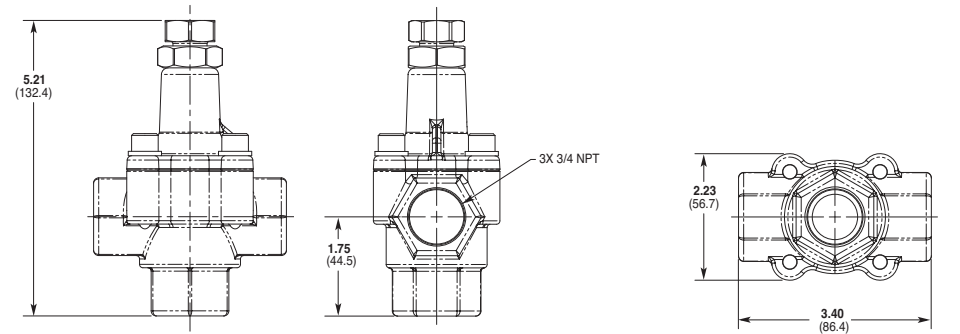
# C20 Series Valves

## Dimensions

### C22 with 3/4" NPT Ports Inches (mm)



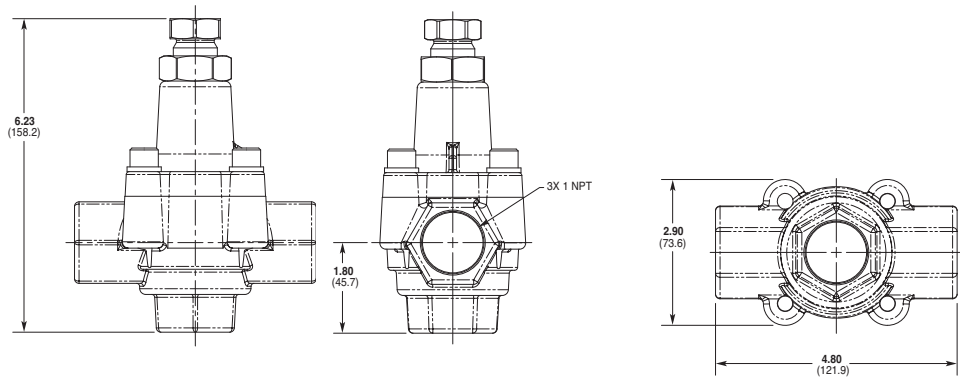
C22 valve with Brass body



### C23 with 1" NPT Ports Inches (mm)



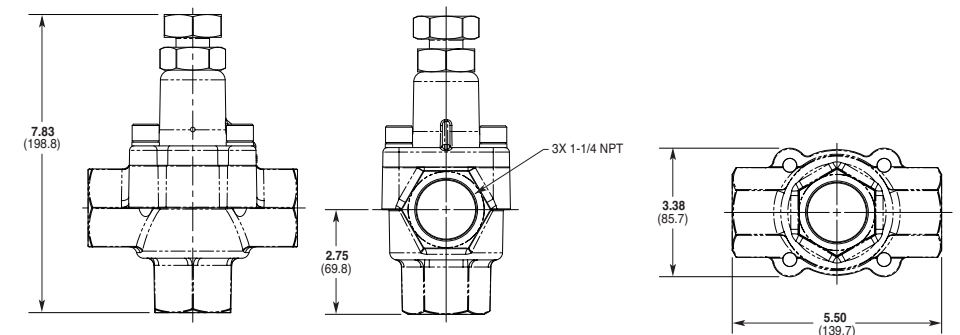
C23 valve with Stainless Steel body



### C24 with 1-1/4" NPT Ports Inches (mm)



C24 valve with Brass body



# C20 Series Valves How to Order

## Ordering Information

1	2	3	4	5	6	7	8	9	10	11
---	---	---	---	---	---	---	---	---	----	----

A complete C22, C23 or C24 Model Number contains 11 digits of customer-specified design options, for example: C22AABNSSEF.

Digit	Order Code	Description
1-4		<b>Valve Configuration &amp; Capacities</b>
	C22A	3-10 gpm (11.3-37.8 l/min) NPT Ports
	C23A	3-20 gpm (11.3-75.7 l/min) NPT Ports
	C24A	5-40 gpm (18.9-151.4 l/min) NPT Ports
5		<b>Pressure Range (Spring Selection)</b>
	A	75-500 psi (5-34 bar)
	B	500-1000 psi (34-69 bar)
	C	1000-1500 psi (69-103 bar)
6		<b>Body/Top Material</b>
	B	Brass/Plated Steel
	H	Hastelloy C/Plated Steel
	S	316L Stainless Steel/Plated Steel
7		<b>Seals/Back-up Seals</b>
	A	Urethane/UHMW Polyethylene
	B	FKM/UHMW Polyethylene
	E	EPDM/PTFE
	N	Buna-N/Buna-N
	V	FKM/PTFE
8		<b>Valve Seats</b>
	H	Hastelloy C
	R	316L Stainless Steel
	S	17-4 Stainless Steel
	T	Tungsten Carbide
9		<b>Plungers</b>
	H	Hastelloy C
	R	316L Stainless Steel
	S	17-4 Stainless Steel
	T	Tungsten Carbide
10		<b>Seat Size</b>
	E	For C22 Models
	J	For C23 Models
	N	For C24 Models
11		<b>Port Size</b>
	E	For C22 Models (3/4")
	G	For C23 Models (1")
	H	For C24 Models (1-1/4")

For reference on identifying metallic components of C20 Series plungers and plunger valve seats, see page 146.

## Ratings and Specifications

Flow Capacity		Maximum		Minimum	
Model	gpm	l/min	gpm	l/min	
C22	10.0	37.8	3.0	11.3	
C23	20.0	75.7	3.0	11.3	
C24	40.0	151.4	5.0	18.9	
Pressure Range		Model Configuration			
(All Models)	AA	AB	AC		
psi	75-500	500-1000	1000-1500		
bar	5-34	34-69	69-103		
Max. Temperature		200 °F (93 °C)			
Inlet & Outlet Ports					
C22		3/4" NPT			
C23		1" NPT			
C24		1-1/4" NPT			
Weight					
C22		3 lbs. (1.3 kg)			
C23		6 lbs. (2.7 kg)			
C24		10 lbs. (4.5 kg)			

C20 Series valves can be used as a lower-cost alternative to C60 Series seal-less valves when higher discharge pressures are not required.

C22 valves are used with Hydra-Cell models D10 and D12.

C23 valves are used with Hydra-Cell model H25.

C24 valves are used with Hydra-Cell model D35.

[Click Here](#)  
For Your Free Quote